

# Bush Mechanic/Artificer Exemplar Project Evaluation Form

V5 10-01-2011 comm.30-12-2010

**Name of Proposer:** Ken Aitken

**Name and Intent of Exemplar Project:** Ken's House and Land Project

**Location and contact:** No.1606 Chambers Flat Rd. Chambers Flat. Ph 07 32970069 [aitkken@gmail.com](mailto:aitkken@gmail.com)



**Period of design construction establishment and operation of the Exemplar project:** Since 1981

**Est. total Exemplar Project hours (add up that for each of the following six principles):** 8000

**Referees (2):**

**Further comments (if any):**

**Exemplar Project Title:** Ken's House and Land Project

Principle ~ 1	Principle Explained – <i>what the heck are you making?</i>	Evidence (max 100 words)
<p><b>1. Exemplar Project Principle</b></p>	<p>Learning from the doing of the bush mechanic is captured and preserved in 'exemplar projects'. The bush mechanic's textbook is learning enacted where in thinking and doing are braided together in the EP that exists in the 'real' or physical world not only in the mind. An EP can be on an individual or community basis.</p> <p style="text-align: center;"><b>Principle 1 ~ Photo Essay</b></p> <div style="display: flex; justify-content: space-around;">   </div>	<p>See below</p>

Source: P Wildman 01-2011

**Ken & Harriet's House** is a hand-built house built using human creativity..... a house with history. It isn't a historical house but a house built out of recycled pieces which have lot of history. We live in this amazing house built out of rejects for \$32,000.00 in 1981 (29 years ago in 2010). Harriet and I were into simplicity and recycling, long before recycling became a fashionable term. This house is on five acres of Queensland, Australian bush at Chambers Flat which is 35 kms. out of Brisbane. All up the house took in its conception, design, construction (in which I participated), and finishing about 8000hours over five years. We lived in a caravan for the first two years while I was building the house.

**Exemplar Project Title: Ken's House and Land Project**


**Principle ~ 2**  
**2. Inner World**  
**Principle**

**Principle Explained – ‘walking ones talk’**  
Such that the exemplar project can be seen as ‘walking ones talk’ and acting as what may be called a psychonaut linking one’s inner ‘I’ and outer ‘that’ realms of being – an exploration, manifestation, reification even ‘self-realisation’ through the establishment of the Exemplar Project so to speak.

**Evidence (max 100 words)**  
Inc. key realisations

See below

**Principle 2 ~ Photo Essay**



Source: P Wildman 01-2011

---

I thought of a land and house as would a sculptor in a solid medium, but I saw it as a three-dimensional piece of space which people walked through. This space changed with time as it grew and changed with the time of day: shadows vs. sun patterns, stone walls, colour, plants, trees, earth-forms, solid structures and water. All integrated with one another and the surrounding block. These were the ingredients in a subtle flow of landscape design and construction. Where does house, garden and bush actually finish and where do I actually start?



**Exemplar Project Title:** Ken's House and Land Project

Principle ~ 3	Principle Explained – <i>how the project helping/involving others</i>	Evidence (max 100 words)
<b>3. Social Contribution Principle</b>	The exemplar project is seen by the bush mechanic as an example of social contribution i.e. helping others or mutual aid - - a self-organising nested system which is simultaneously part and whole.	Inc. who/how helped and hours. <b>See below</b>

**Principle 3 ~ Photo Essay**






Source: P Wildman 01-2011

This is a social principle of how we help people with this project:

- It forms a backdrop for the entertaining we do virtually every week.... people are all the time coming out to see us for tea / coffee or meals
- sometimes we have taken people into our home for several months or even years when they haven't had a place of their own and many, as we have, have found solace in its surroundings
- **The Amphitheatre .....** **Used in winter time:** Constructed from leftover stone from the Supreme Courthouse = 1874 – 79 ... in four levels as seats. A bonfire is lit periodically and the amphitheater can seat up to fifty people in a big group
- As we have no mortgage, we can be generous helping others in little ways. We built a house for \$A32,000 in 1981 and bought 5 acres of land for \$A13,00 in 1977.

**Exemplar Project Title:**




<b>Principle ~ 4</b>	<b>Principle Explained – <i>how will it save the planet?</i></b>	<b>Evidence (max 100 words)</b>
<b>4. Global Responsibility Principle</b>	The bush mechanic sees herself as a global citizen responding locally, concretely, participatively, anticipatively and proactively. Her work blends internal and external ethics, for example, redefining psychological markers such as income, status, time and task etc.	Inc. how this exemplar project aims to ‘save the planet’ & hours.  See below
<b>Principle 4 ~ Photo Essay</b>		
		

Source: P Wildman 01-2011

This project is an example of the sustainable life. A Sustainable Life has the ability to be continually renewed and maintained every-day. For me there are three important components, or ‘legs’, in maintaining an ongoing life. These are: 1 Structure, 2 Social Network and 3 Spirituality. This approach can, I believe, save the planet. If one of the legs is weak, the tripod of your life will fall over into what you could call an Unsustainable Life. As I have a Christian Spirituality, the rock of life is God and his surety of life. It is a very wholistic view on the whole of life of Inner, Middle and Outer Persons (Spirit, Soul and Body). We are like an electrical appliance ..... nothing really happens in our lives until we are plugged into the vertical Universal Power Source which is God.

To have structure, a spirituality and a social network for maintaining wholistic health, is vital for healing and maintaining a sustainable life. I have written a paper on the Sustainable Life which can be downloaded from my personal experiences website: [www.kenaitken.net](http://www.kenaitken.net) . The file can be obtained from this post: <http://www.kenaitken.net/my-story-1949-2009/the-sustainable-life/the-sustainable-life-11/>

**Exemplar Project Title: Ken's House and Land Project**



Principle ~ 5	Principle Explained – <i>how do all the bits fit together?</i>	Evidence (max 100 words)
<b>5. Harmonisation or Humpty Dumpty Principle</b>	Here we have harmonisation of diversity rather than the centralisation of conformity whereby all the various sub-systems involved in the exemplar project, inc., resources and its use and users, have to fit together/harmonise. This could also be called the interface or integral principle.	Inc. a list of key interfaces & hours.  See below
<b>Principle 5 ~ Photo Essay</b>		
		

Source: P Wildman 01-2011

As a designer, all the elements fitted into a total design of having everything as it grown up out of the earth. I have a special gift in life of mentally visualising everything in three dimensions and in colour and texture. I could walk you around 180 degrees and tell you what it look like from that angle.... even though there nothing there. What was real in the final end? What one saw as a three dimensional image in your mind or the reality on the ground?



**Exemplar Project Title: Ken's House and Land Project**

Principle ~ 6	Principle Explained – <i>so what have we learnt from all this?</i>	Evidence (max 100 words)
<b>6. Action Learning Principle</b>	What personal and group learning's have occurred through the actions of design construction, establishment and operation of the Exemplar Project? This includes learning from and within the engagement of establishing the exemplar project and its place in the lived life of the Artificer and her community viz. Life Deep Learning.	Inc. a list of learning insights & hours.  See below
<b>Principle 6 ~ Photo Essay</b>		
		
<p>The TV sitting on the raised stone from the Cobb and Co. Depot from 1866. The stone was moved by hand on bricks and a crowbar with two of us working on the moving of the stone some fifteen metres from one place to the other. This post tells the actual story: <a href="http://www.kenaitken.net/our-house-2/">http://www.kenaitken.net/our-house-2/</a></p>	<p>Stone from the Supreme Court House in Brisbane. The stone was cut out of the Kangaroo Point Cliffs in 1879. I got this stone for nothing in 1980. It was being dumped as fill and a school was built over the top. This post tells the actual story: <a href="http://www.kenaitken.net/our-house-2/">http://www.kenaitken.net/our-house-2/</a></p>	

Source: P Wildman 01-2011

We have learnt to have a real appreciation of design combined with history. Many folks come out and seek to appreciate and learn these same things. **See the house and garden on my personal experiences website [www.kenaitken.net/](http://www.kenaitken.net/) Refer to the actual website post:**

- OUR HOUSE .... An Overview: [http://www.kenaitken.net/?page\\_id=5488](http://www.kenaitken.net/?page_id=5488)
- OUR HOUSE .... The Actual Garden: [http://www.kenaitken.net/?page\\_id=1692](http://www.kenaitken.net/?page_id=1692)

This website goes out to hundreds of friend's across the world as I do periodically.

It isn't a historical house but a house built out of recycled pieces which have lot of history. **Harriet and I were into simplicity and recycling, long before recycling became a fashionable term.**

Harriet and I love history in old buildings and gardens and we now look into this in other countries wherever you go. With history, you begin to relive how people lived and built long ago as though they are with you in the present. History also tells you the story of where you are in the present.